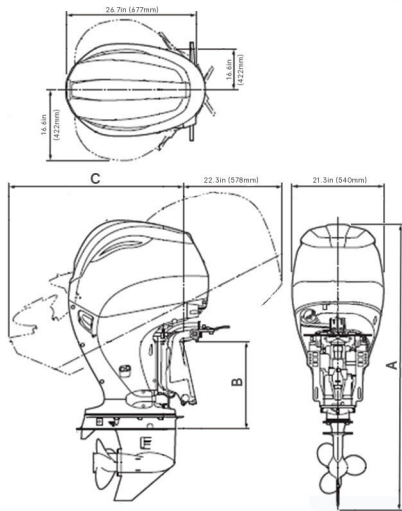


**FOUR STROKE MFS90A**

**Dimensions**

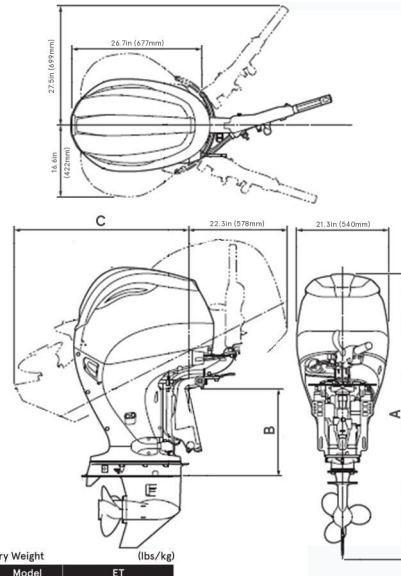


**Dry Weight (lbs/kg)**

Model	ET
Transom L:	392 (178)
Transom UL:	402 (182.5)

**Dimensions (in/mm)**

Model	A	B	C
Transom L:	65.1 (1654)	20.4 (517)	40.2 (1022)
Transom UL:	70.0 (1779)	25.4 (644)	44.7 (1135)



**Dry Weight (lbs/kg)**

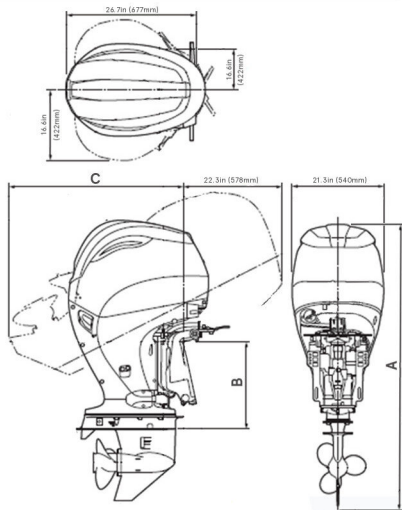
Model	ET
Transom L:	402 (182.5)
Transom UL:	412 (187)

**Dimensions (in/mm)**

Model	A	B	C
Transom L:	65.1 (1654)	20.4 (517)	40.2 (1022)
Transom UL:	70.0 (1779)	25.4 (644)	44.7 (1135)

**FOUR STROKE MFS90AW**

**Dimensions**

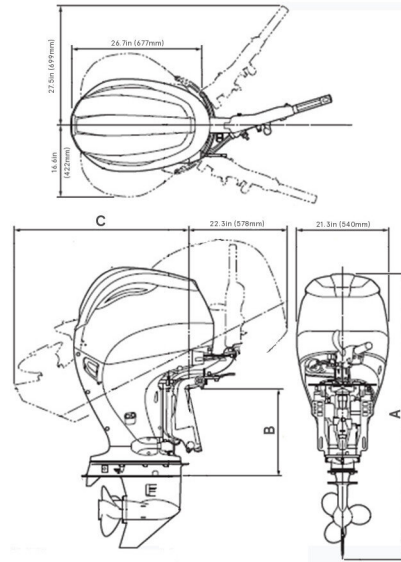


**Dry Weight (lbs/kg)**

Model	ET
Transom L:	392 (178)

**Dimensions (in/mm)**

Model	A	B	C
Transom L:	65.1 (1654)	20.4 (517)	40.2 (1022)



**Dry Weight (lbs/kg)**

Model	ET
Transom L:	402 (182.5)

**Dimensions (in/mm)**

Model	A	B	C
Transom L:	65.1 (1654)	20.4 (517)	40.2 (1022)